



Crystal™ Cotton Mats

Entrance Mats • Indoor

Crystal mats feature a slip-resistant rubber backing and a carpet of blended fibers of 50% cotton and 50% polyester. It is designed to stop dust, dirt, and moisture at your door and provide a safe walking surface.



- Blended fibers of 50% cotton and 50% polyester offer excellent absorption and dust control properties.
- Plush 1.050 gr/m² carpeted surface is perfect for stopping damaging dirt and moisture from entering facilities.
- 100% Nitrile EXS™ Rubber backing prevents curling and cracking in all types of weather.
- Available in Crystal Brown and Crystal Anthracite.



GDmatsEU
www.gdmats.eu
gdmats@gdmats.eu

Crystal™ Cotton Mats


Entrance Mats • Indoor



Standard Sizes (cm)


60x85	115x240
75x85	115x250
85x115	115x300
85x150	150x200
85x300	150x240
115x180	150x250
115x200	150x300

Maximum size: 150 x 550 cm
Size Tolerance: +/- 2%



50 % Cotton 50 % Polyester


Anthracite



Brown



Reinforced rubber edges



Smooth or claw backing

Specifications

Yarn: 50 % Cotton 50 % Polyester

Carpet weight: 1.050 gr/m²

Rubber: Nitrile EXS™ (Border 2.5 mm / Center 1.5 mm)

Total weight: 3.050 gr/m²

Also available in 3 mm rubber backing



GDmatsEU
www.gdmats.eu
gdmats@gdmats.eu